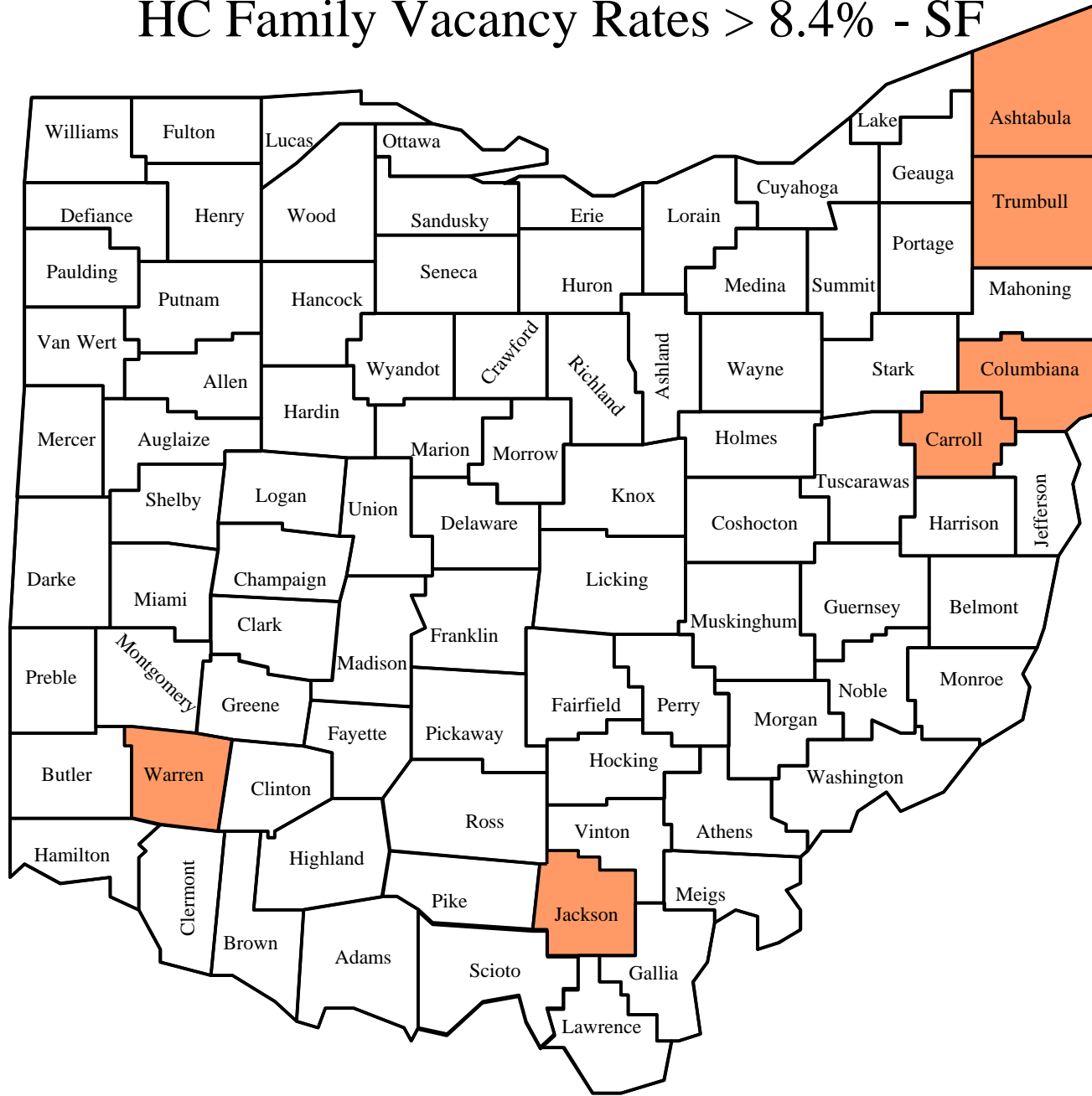


# Market: a. HC Vacancy

<b>State Averages</b>	
<b>Family</b>	<b>Senior</b>
<b>8.4%</b>	<b>3.9%</b>



# HC Family Vacancy Rates > 8.4% - SF





<b>HC Family Vacancy Rate &gt; 8.4% - MF</b>
Akron Northwest
Akron South
Akron West
Canton Central
Canton East
Cincinnati Central
Cincinnati North Central
Cincinnati Northeast Central
Cincinnati Northwest
Cincinnati Southwest
Cleveland Downtown
Cleveland East
Cleveland South Central
Columbus Northwest
Columbus Southwest
Dayton Northwest
Toledo Downtown
Youngstown Northeast


<b>HC Family Vacancy Rate &gt; 8.4% - SF</b>
Canton Central
Dayton East

<b>HC Senior Vacancy Rate &gt; 3.9%</b>
Akron Central
Akron Northwest
Akron West
Canton Central
Canton East
Canton North
Cincinnati Central
Cincinnati Northeast
Cincinnati Northwest
Cincinnati Southeast
Cincinnati Southwest
Cleveland Downtown
Cleveland Far East
Cleveland Southwest
Columbus East
Columbus Far East
Columbus Far Northeast
Columbus Northeast
Columbus Southeast
Columbus Southwest
Dayton Huber Heights
Dayton Southwest
Dayton Vandalia
Toledo Downtown
Toledo North
Toledo South Central
Toledo West
Youngstown Northwest
Youngstown Southwest

# Market: b. Mkt Vacancy

State Average
5.4%





<b>Mkt Vacancy Rate &gt; 5.4%</b>
Akron Central
Akron Northwest
Akron West
Canton Central
Canton East
Canton North
Cincinnati Central
Cincinnati Northeast
Cincinnati Northwest
Cincinnati Southeast
Cincinnati Southwest
Cleveland Downtown
Cleveland Far East
Cleveland Southwest
Columbus East
Columbus Far East
Columbus Far Northeast
Columbus Northeast
Columbus Southeast
Columbus Southwest
Dayton Huber Heights
Dayton Southwest
Dayton Vandalia
Toledo Downtown
Toledo North
Toledo South Central
Toledo West
Youngstown Northwest
Youngstown Southwest

# Market: c. Penetration Rate

<b>State Averages</b>	
<b>Family</b>	<b>Senior</b>
<b>27.6%</b>	<b>19.4%</b>








<b>Family Penetration Rate &gt; 27.6%</b>
Akron Central
Cincinnati Central
Cincinnati North Central
Cleveland Downtown
Cleveland East
Cleveland South Central
Columbus Central
Columbus East
Columbus Northeast
Columbus Northwest
Columbus Southeast
Columbus Southwest
Dayton Northwest
Dayton Southwest
Toledo Downtown
Youngstown Northeast

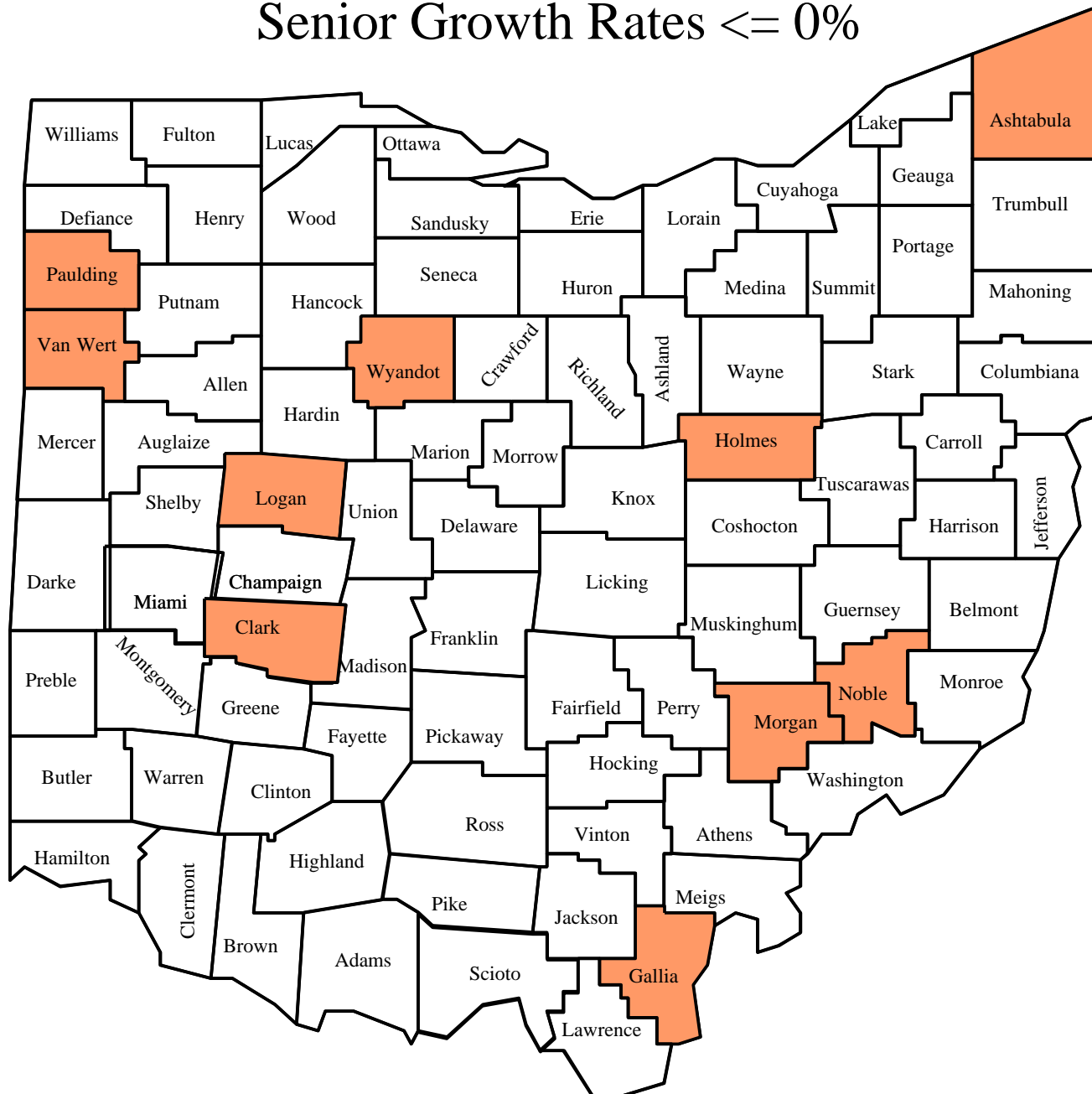
<b>Senior Penetration Rate &gt; 19.4%</b>
Akron East
Akron South
Akron West
Cincinnati Near East
Cincinnati Northeast
Cleveland East
Cleveland Far East
Cleveland Near West
Columbus Central
Columbus Northwest
Columbus Southwest
Dayton East
Dayton Northwest
Toledo Downtown
Youngstown Northwest

Market: d. Growth Rate





# Senior Growth Rates $\leq 0\%$



<b>Family Growth Rate &gt; 0%</b>
Akron East
Akron Northwest

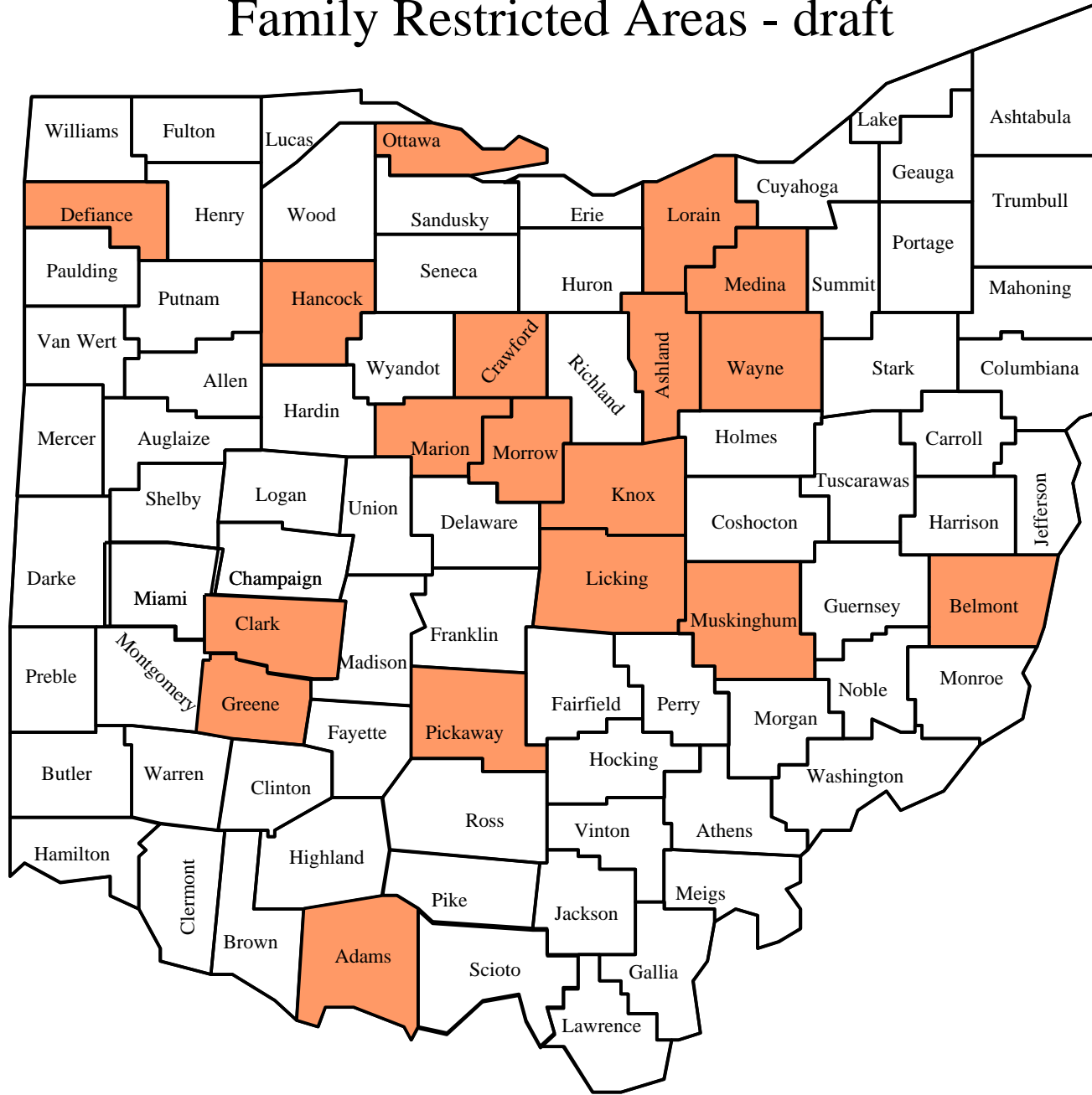
<b>Senior Growth Rate &lt;= 0%</b>
Cincinnati Southeast
Dayton Southwest



# Restricted Areas

- Areas with projects allocated credits from 2005 through 2007
- Provide justification **in advance**

# Family Restricted Areas - draft





<b>Family Restricted Areas - draft</b>
Akron Central
Akron East
Akron West
Canton West
Cleveland Downtown
Cleveland East
Cleveland Near West
Cleveland South Central
Columbus Central
Columbus Southeast
Columbus Southwest
Dayton East
Dayton Northwest
Dayton Southwest
Toledo Downtown
Toledo Oregon
Youngstown Northeast

<b>Senior Restricted Areas - draft</b>
Akron East
Canton Central
Cincinnati North Central
Cleveland Far East
Cleveland Near West
Cleveland South Central
Columbus Northeast
Columbus Southeast
Dayton Northwest
Toledo South Central
Youngstown Northeast

